




Location:



5306-TRM, 5306TRMTC Tub/Shower/Hand Shower Trim Specification Submittal

<p>Feature Highlights</p> <ul style="list-style-type: none"> • Museo Tub/Shower/Hand Shower Trim • Requires Temptrol® Pressure Balancing Tub/Shower Valve • Requires Symmons Triple Outlet Diverter Valve • Metal lever handles • Cradle for hand shower wand • 7-1/8" non-diverter tub spout • Dual checks for backflow protection • 60" flexible metal hose • 2 mode hand shower wand • 1 mode showerhead • 2.0 gpm (7.6 L/min) flow restrictors • Components shall be metal and nonmetallic construction, plated in standard Polished Chrome finish • Available with TA-10 flow control spindle and T-12A cap assembly for Temptrol valve bodies installed with Test Cap (order p/n 5306TRMTC) • For optional in-line vacuum breaker order p/n EF-109 	<p>Options/Modifications</p> <ul style="list-style-type: none"> <input type="checkbox"/> -1.5  1.5 gpm (5.7 L/min) flow restrictor <input type="checkbox"/> -L1 Less showerhead <input type="checkbox"/> -L2 Less hand shower wand <input type="checkbox"/> -L3 Less showerhead & hand shower wand <input type="checkbox"/> -STN Satin Nickel finish <p>Note: Append appropriate -suffix to model number.</p>
<p>Model Numbers</p> <ul style="list-style-type: none"> <input type="checkbox"/> 5306-TRM Tub/Shower/Hand Shower Trim, Temptrol Pressure Balancing Tub/Shower Valve and Symmons Triple Outlet Diverter valve ordered separately <input type="checkbox"/> 5306TRMTC Tub/Shower/Hand Shower Trim with TA-10 flow control spindle and T-12A cap assembly, must order Temptrol valve with Test Cap 	<p>Compliance</p> <ul style="list-style-type: none"> • ASME A112.18.1/CSA B125.1  <p>Warranty</p> <p>Limited Lifetime - to the original end purchaser in consumer/residential installations.</p> <p>10 Years - for commercial/industrial installations. Refer to www.symmons.com/warranty for complete warranty information.</p> 

Architectural/ Engineering Specification

Symmons _____ With Museo Tub/Shower/Hand Shower Trim, requires Temptrol® pressure balancing shower valve, Requires Symmons Triple Outlet Diverter Valve, metal lever handles, Cradle for hand shower wand, 7-1/8" non-diverter tub spout, Dual checks for backflow protection, 60" flexible metal hose, 2 mode hand shower wand, 1 mode showerhead, 2.0 gpm (7.6 L/min) flow restrictor, components shall be metal and nonmetallic construction, plated in standard Polished Chrome finish, available with TA-10 flow control spindle and T-12A cap assembly for Temptrol valve bodies installed with Test Cap (order p/n 5401TRMTC), For optional in-line vacuum breaker order p/n EF-109. 10 Year commercial Warranty. ASME A112.18.1/CSA B125.1, Complaint. Available options include "1.5 - 1.5 gpm (5.7 L/min) flow restrictor", "L1 - Less showerhead", "L2 - Less hand shower wand", "L3 - Less showerhead & hand shower wand", "STN - Satin nickel finish".

