

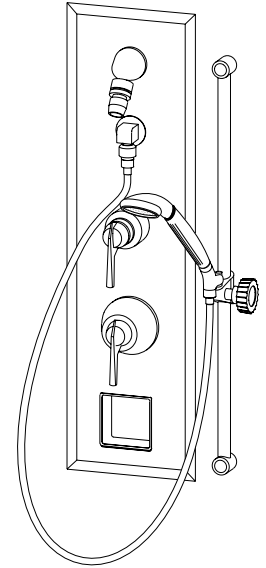
Location:




SYMMONS® Hydapipe®

Flat Wall Mounted Shower System 1-912RS-FSB

Specification Submittal



Feature Highlights


- Pressure Balancing mixing valve with service stops and adjustable stop screw to limit handle turn
- Levertrol lever diverter with volume control
- Wall/hand shower with flexible 5' metal hose with in-line vacuum breaker, wall connection and flange
- 30" slide bar for hand shower mounting
- Fre-Flo, all brass, vandal resistant head with ball joint on institutional type head bracket
- Recessed soap dish
- Through wall piping configuration
- Stainless steel covering, 16 gauge with #4 brush finish
- Standard flow rate 2.5 gpm (9.5L/min)
Optional lower flow rate restrictor available 

Model Numbers

- 1-912RS-FSB Shower System with soap dish
- 1-912-FSB Shower System without soap dish

Options / Modifications

Append appropriate -suffix to model number

- CWM Wall mounted cake soap dish
-  -1.5 1.5 (5.7 L/min) flow rate restrictor
- FS Hand shower, hose and wall hook without slide bar
- OD Quick disconnect on hand shower
- R While vinyl hand shower hose instead of metal hose
- OWBJ Showerhead with one way ball joint
- DSH Additional showerhead instead of hand shower unit
- 121 Super showerhead, ball joint, adjustable spray with volume control
- 131 Super showerhead, ball joint, adjustable spray
- 270 Fre-Flo showerhead, all brass, ball joint, adjustable spray with volume control
- 285 Fre-Flo showerhead, all brass, no ball joint, fixed spray

Valve Modifications

Append appropriate -suffix to model number

- 21 Single supply, manual shut off, 4 arm handle
- 22 Single supply, manual shut off, lever handle
- 60 Single supply, metering shut off
- 56 Pressure Balance and metering combination

Seat and Grab Bar Modifications

Append appropriate -suffix to model number

- HC1 Folding seat and two wall grab bar (right or left)
- HC3 Padded folding seat with wall grab bar (right)
- HC4 Padded folding seat with wall grab bar (left)

ADA requirements state that the seat shall be located opposite the controls. This will require the construction of a partial wall, or use of a reinforced partition for mounting the folding seat. Construction of a partial wall or reinforced partition to be provided by others.

Standards / Certifications

ASME A112.18.1/CSA B125.1

Warranty

- 5 years - for commercial installations