




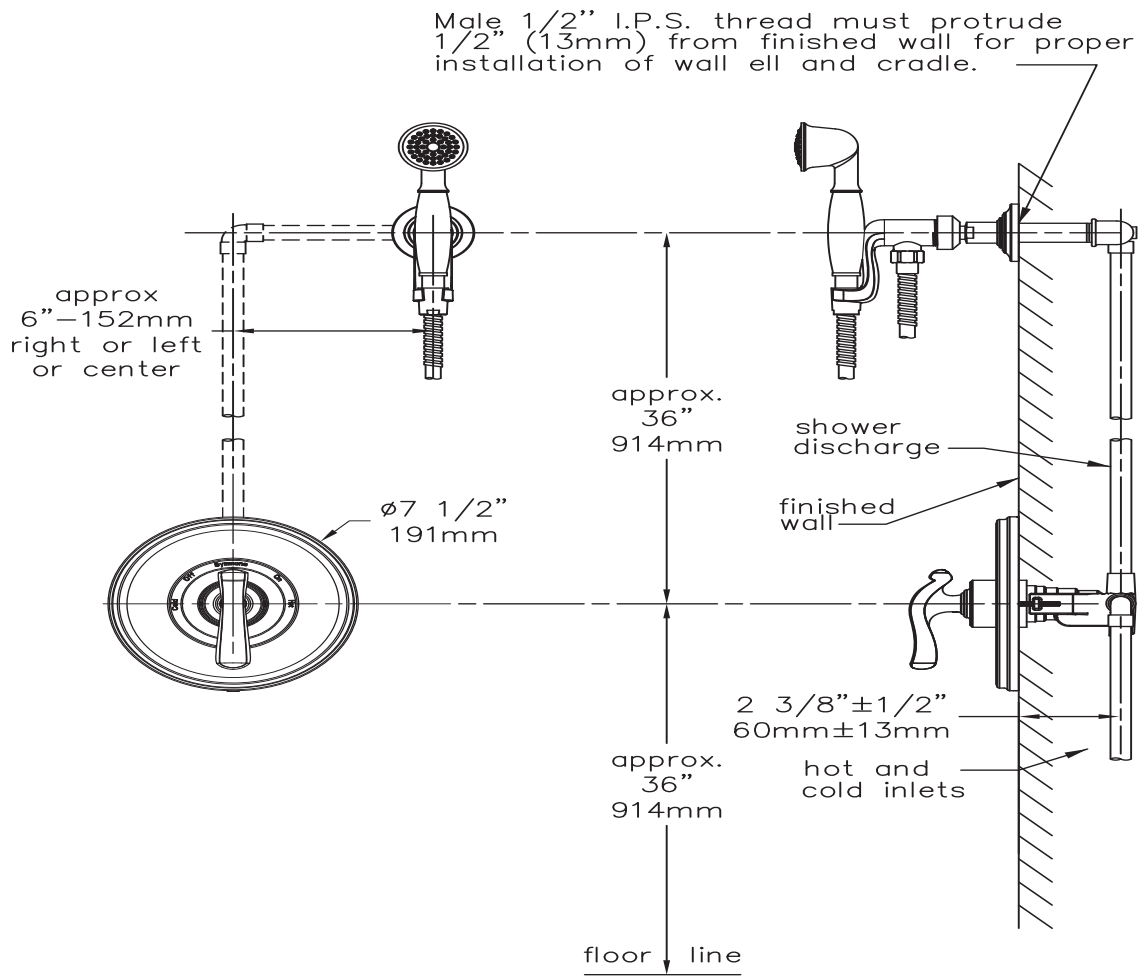
Location:



5103-TRM, 5103TRMTC
Hand Shower Trim
Specification Submittal

Feature Highlights	Options/Modifications
<ul style="list-style-type: none"> Winslet Hand Shower Trim Requires Temptrol® Pressure Balancing Shower Valve Metal lever handle Cradle for hand shower wand Dual checks for backflow protection 60" flexible metal hose 1 mode hand shower wand 2.0 gpm (7.6 L/min) flow restrictor Tub spout not included Components shall be metal and nonmetallic construction, plated in standard Polished Chrome finish Available with TA-10 flow control spindle and T-12A cap assembly for Temptrol valve bodies installed with Test Cap (order p/n 5103TRMTC) For optional in-line vacuum breaker order p/n EF-109 	<ul style="list-style-type: none"> <input type="checkbox"/> -1.5  1.5 gpm (5.7 L/min) flow restrictor <input type="checkbox"/> -L2 Less hand shower wand <input type="checkbox"/> -STN Satin Nickel finish <p>Note: Append appropriate -suffix to model number.</p>
Model Numbers	Compliance
<ul style="list-style-type: none"> <input type="checkbox"/> 5103-TRM Hand Shower Trim, Temptrol Pressure Balancing Shower Valve ordered separately <input type="checkbox"/> 5103TRMTC Hand Shower Trim with TA-10 flow control spindle and T-12A cap assembly, must order Temptrol valve with Test Cap 	<ul style="list-style-type: none"> ASME A112.18.1/CSA B125.1 
Architectural/ Engineering Specification	Warranty
<p>Symmon _____ With Winslet Hand Shower Trim. Requires Temptrol® Pressure Balancing Shower Valve, Metal lever handle, Cradle for hand shower wand, Dual checks for backflow protection, 60" flexible metal hose, 1 mode hand shower wand, 2.0 gpm (7.6 L/min) flow restrictor, Tub spout not included, Components shall be metal and nonmetallic construction, plated in standard Polished Chrome finish, Available with TA-10 flow control spindle and T-12A cap assembly for Temptrol valve bodies installed with Test Cap (order p/n 5103TRMTC), For optional in-line vacuum breaker order p/n EF-109, 10 Year commercial Warranty. ASME A112.18.1/CSA B125.1 , complaint. Available options include: "1.5 - 1.5 gpm (5.7 L/min) flow restrictor", "L2 - Less hand shower wand", "STN - Satin Nickel finish.</p>	
	

Architectural/ Engineering Specification



Notes:

- 1) Valve body and piping not included and shown as reference only.
- 2) Plaster shield (p/n T-176) for dry wall, plaster or other type walls 1/2" or greater.
- 3) All dimensions measured from nominal rough-in.
- 4) Dimensions subject to change without notice.