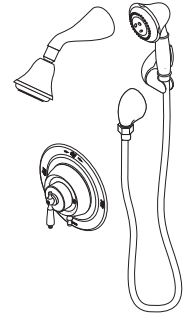





Location:



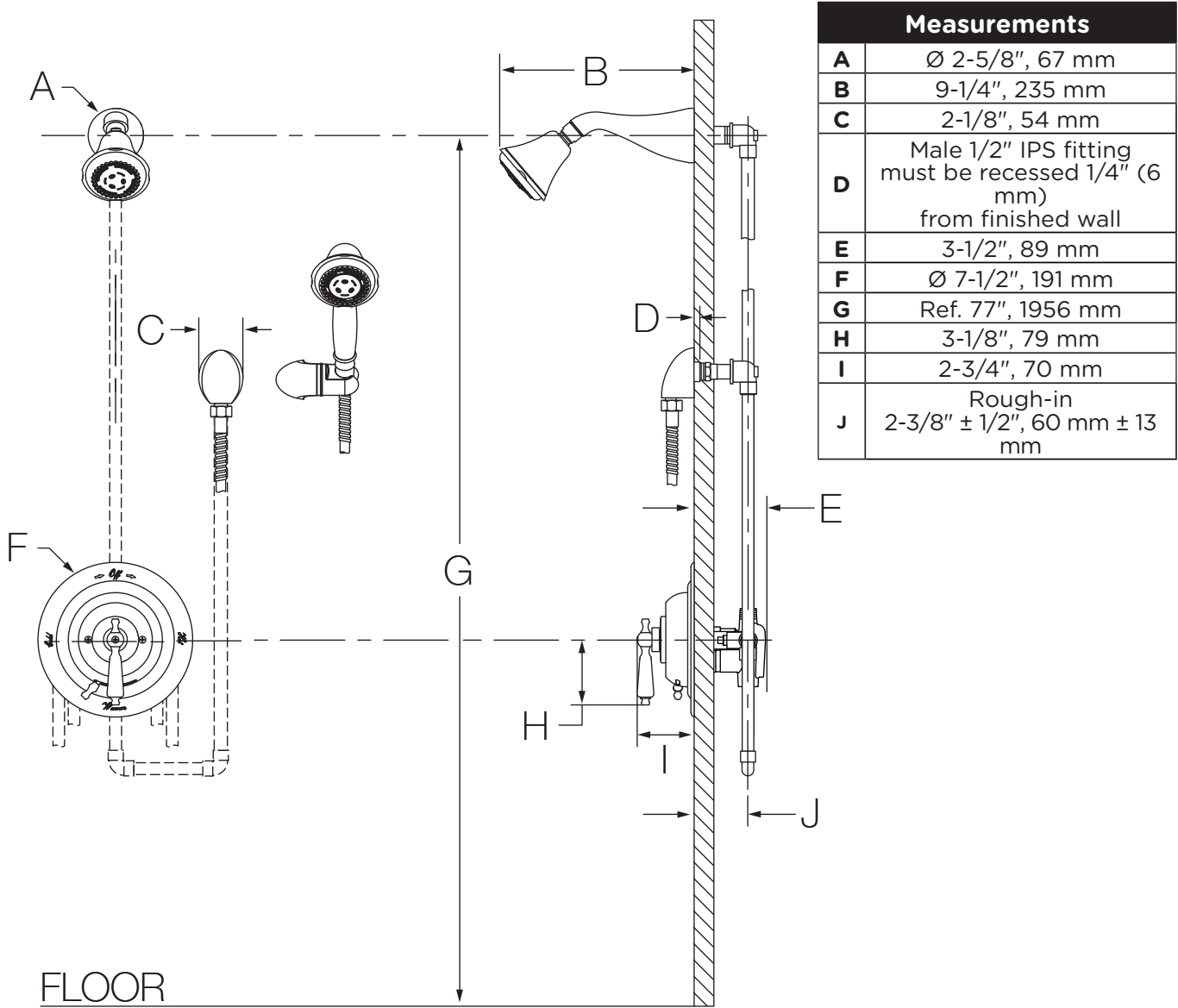
S4408TRM, S4408TRMTC
Shower/Hand Shower Trim
Specification Submittal

Model Numbers	Feature Highlights
<p><input type="checkbox"/> S4408TRM Shower/Hand Shower Trim with integral diverter control, Temptrol Pressure Balancing Tub/Shower Valve ordered separately</p> <p><input type="checkbox"/> S4408TRMTC Shower/Hand Shower Trim with integral diverter control, TA-10 flow control spindle and T-12A cap assembly, must order Temptrol valve with Test Cap</p>	<ul style="list-style-type: none"> • Carrington Shower/Hand Shower Trim • Requires Temptrol® Pressure Balancing Tub/Shower Valve • Integral diverter control • Metal lever handle • Cradle for hand shower wand • 60" flexible metal hose • 3 mode hand shower • Dual checks for backflow protection • 3 mode showerhead • 2.0 gpm (7.6 L/min) flow restrictors • Tub spout not included • Components shall be metal and nonmetallic construction, plated in standard Polished Chrome finish • Available with TA-10 flow control spindle and T-12A cap assembly for Temptrol valve bodies installed with Test Cap (order p/n S4408TRMTC) • For optional in-line vacuum breaker order p/n EF-109
Options/ Modifications	<h3>Warranty</h3> <p>Limited Lifetime - to the original end purchaser in consumer/residential installations.</p> <p>10 Years - for commercial/industrial installations. Refer to www.symmons.com/warranty for complete warranty information.</p>
<p><input type="checkbox"/> 1.5  1.5 gpm (5.7 L/min) flow restrictor</p> <p><input type="checkbox"/> STN Satin Nickel finish</p> <p><input type="checkbox"/> L5 Less hand shower system (less bar/cradle, hose, wand and elbow)</p> <p><input type="checkbox"/> L7 Less handle</p> <p>Note: Append appropriate -suffix to model number.</p>	
Compliance	
<p>- ASME A112.18.1/CSA B125.1</p> 	

Architectural/ Engineering Specification

Symmons Carrington Shower and Hand Shower Trim _____ Includes Carrington Shower and Hand Shower Trim, Requires Temptrol® Pressure Balancing Tub/Shower Valve, Integral diverter control, Metal lever handle Cradle for hand shower wand, 60" flexible metal hose, 3 mode hand shower, Dual checks for backflow protection, 3 mode showerhead, 2.0 gpm (7.6 L/min) flow restrictors, Tub spout not included, Components shall be metal and non-metallic construction, plated in standard Polished Chrome finish, Available with TA-10 flow control spindle and T-12A cap assembly for Temptrol valve bodies installed with Test Cap (order p/n S4408TRMTC), For optional in-line vacuum breaker order p/n EF-109. 10 Year Commercial Warranty. ASME A112.18.1/CSA B125.1 compliant. Available options: "1.5 - 1.5 gpm (5.7 L/min) flow restrictor", "STN - Satin Nickel finish", "L5 - Less hand shower system (less bar/cradle, hose, wand and elbow)", "L7 - Less handle".

Dimensions



Notes:

- 1) Valve body and piping not included and shown as reference only.
- 2) Plaster shield (p/n T-176) for dry wall, plaster or other type walls 1/2" or greater.
- 3) All dimensions measured from nominal rough-in (see J as reference).
- 4) Dimensions subject to change without notice.