


Location:



## Hand Shower, FS Specification Submittal

### Feature Highlights

- Open-flow single function hand shower in White finish for Polished chrome hand shower systems
- 5 foot flexible metal hose with in-line vacuum breaker, swivel wall bracket, wall connection and flange
- Standard flow rate is 2.5 gpm (9.5 L/min)   
*Optional lower flow rate restrictor available*
- Polished chrome finish (standard) on all hand shower components less hand shower wand

### Model Numbers

- FS Hand Shower (chrome finish)

### Finish Options

*Append appropriate -suffix to model number*

- Polished chrome finish (standard)

### Standards / Certifications

ASME A112.18.1/CSA B125.1



### Warranty

- Limited Lifetime - to the original end purchaser in consumer installations
- 5 years - for commercial installations



### Options / Modifications

*Append appropriate -suffix to model number*

-  -2.0 2.0 gpm (7.6 L/min) flow rate restrictor (Requires substituting hand shower wand with #EF-100)
-  -1.5 1.5 gpm (5.7 L/min) flow rate restrictor (Requires substituting hand shower wand with #EF-100)
- 72 6 foot hand shower hose in place of standard 5 foot hose
- R Vinyl hose in place of flexible metal hose
- L/HS Hand Shower wand not included  
Includes hose, in-line vacuum breaker, wall connections and flange only
- QD Quick-disconnect on hand shower
- VB Elevated vacuum breaker with wall flange on hand shower unit in place of in-line vacuum breaker