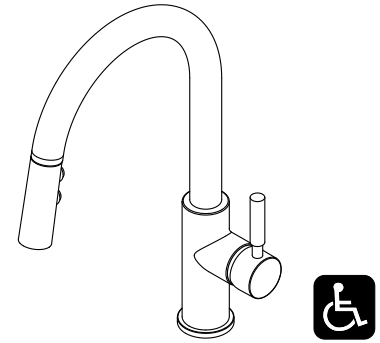


Location:



PULL-DOWN KITCHEN FAUCET
MODEL: S-3510-PD-1.5
SPECIFICATION SUBMITTAL

FEATURE HIGHLIGHTS

Pull-Down Kitchen Faucet shall include mount, ceramic cartridge, pull-down spray wand with spray selector, supply hose compression connections and standard 1.5 gpm (5.7 L/min) aerator. Faucet shall be metal construction plated in standard polished chrome finish.

COMPLIANCE

- ASME A112.18.1/CSA B125.1
- NSF/ANSI/CAN 61: Q<1, NSF/ANSI 372



FINISH OPTIONS/MODIFICATIONS


- 1.0** 1.0 gpm (3.8 L/min) aerator
- DP** Deck plate for mount installation
- STS** Stainless finish
- MB** Matte finish

Note: Append appropriate -suffix to model number.

Warranty

Limited Lifetime - to the original end purchaser in consumer/residential installations.

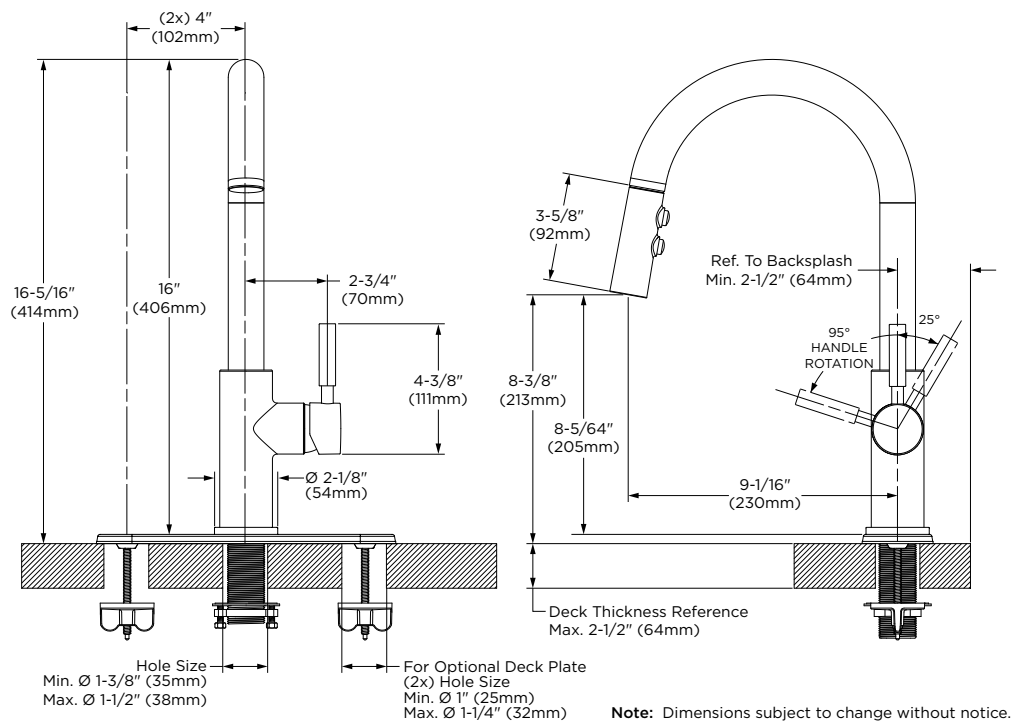
10 Years - for commercial/industrial installations. Refer to www.symmons.com/warranty for complete warranty information.



Architectural/ Engineering Specification

Symmons Dia _____ Pull-Down Kitchen Faucet shall include mount, ceramic cartridge, pull-down spray wand with spray selector, supply hose compression connections and standard 1.5 gpm (5.7 L/min) aerator. Faucet shall be metal construction plated in standard polished chrome finish. Warranty. ASME A112.18.1/CSA B125.1, NSF/ANSI/CAN 61: Q<1, NSF/ANSI 372, compliant. Available options include: "-1.0 - 1.0 gpm (3.8 L/min) aerator", "-DP - Deck plate for mount installation", "-STS - Stainless finish", "-MB - Matte finish".

DIMENSIONS



Note: Dimensions subject to change without notice.