



SYMMONS

Dia® ActivSense®







S6350B & S6350E

Location:

Sensor Lavatory Faucet

Specification Submittal

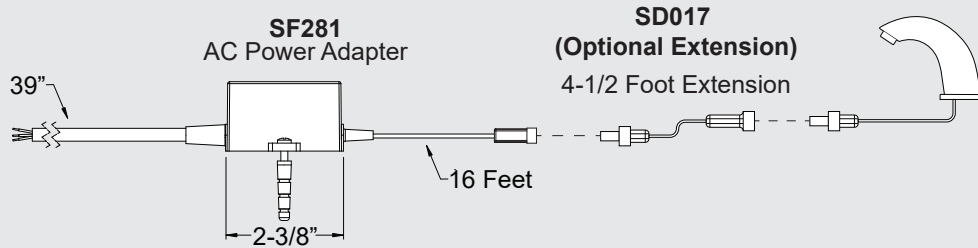
| | |
|---|---|
| Model Numbers | Feature Highlights |
| <input type="checkbox"/> S6350B <i>Sensor Lavatory Faucet 6X1.5V Batteries Included</i> <input type="checkbox"/> S6350E <i>Sensor Lavatory Faucet 9V Transformer</i> | <ul style="list-style-type: none"> • LEED Rating. • Optional hygiene flush. • Robust brass body. • 0.5 GPM (1.9L/min) aerator installed. • Includes optional 0.35 GPM (1.3L/min) and 1.0 GPM (3.8L/min) aerators. • Adjustable settings. • Easy to install. • ADA compliant. • Vandal-resistant aerator - Requires wrench to remove. |
| Finish Options/Modifications | Compliance |
| <input type="checkbox"/> M <i>Temperature mixer control</i> <input type="checkbox"/> STN <i>Satin Nickel finish</i> <input type="checkbox"/> MB <i>Matte Black finish</i> Note: Append appropriate suffix to model number. | <ul style="list-style-type: none"> - ASME A112.18.1/CSA B125.1 - NSF/ANSI 372 - UL# E311169 (USA & Canada) - Buy American Act Compliant - ADA Compliant    |
| Options <i>(sold as separate line items add appropriate)</i> | Warranty |
| <input type="checkbox"/> RC6960 <i>Remote Control</i> <input type="checkbox"/> SD6350BL <i>Matching Dia soap dispenser.</i> <input type="checkbox"/> USDP4 <i>4" Deck Plate.</i> <input type="checkbox"/> USDP8 <i>8" Deck Plate.</i> <input type="checkbox"/> SF275 <i>Converts S6350B to AC powered (S6350E)</i> <input type="checkbox"/> SF278 <i>120V Cable 4.5 feet long Hard wired 15 Amp circuit. (QTY:10) 12 Volt Outputs, 4.2A Any combination of devices 10 devices maximum (SF277 not included)</i> <input type="checkbox"/> 8210CK <i>MaxLine® Tempering Valve</i> | <p>Limited Lifetime - for residential installations. 10 Years - for commercial/industrial installations. Refer to www.symmons.com/warranty for complete warranty information.</p>  |

Architectural/Engineering Specification

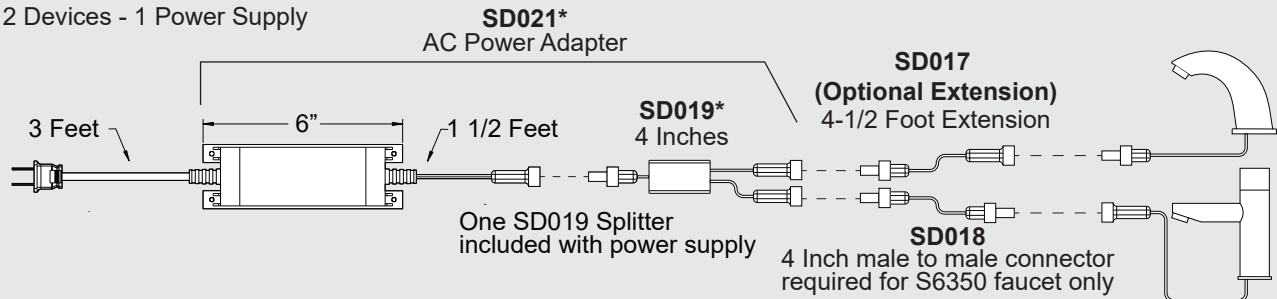
Symmons Dia ActivSense Sensor Lavatory Faucet _____: with IR hands-free sensor technology, 6 AA batteries included. Includes optional hygiene flush, 0.5 GPM aerator installed with 0.35 and 1.0 GPM included with vandal-resistant housing. Solid brass construction with braided supply lines including 3/8" inlets. Complies with ADA, ASME A112.18.1/CSA B125.1, NSF/ANSI 372, UL# E311169, and Buy American Act. Options include: 8210CK = Maxline® tempering valve, RC6960 = remote control, SD6350BL = matching soap dispenser, USDP4 = 4" deck plate, USDP8 = 8" deck plate, and SF278 = 10-port power supply.

Power Layout

1 Devices - 1 Power Supply



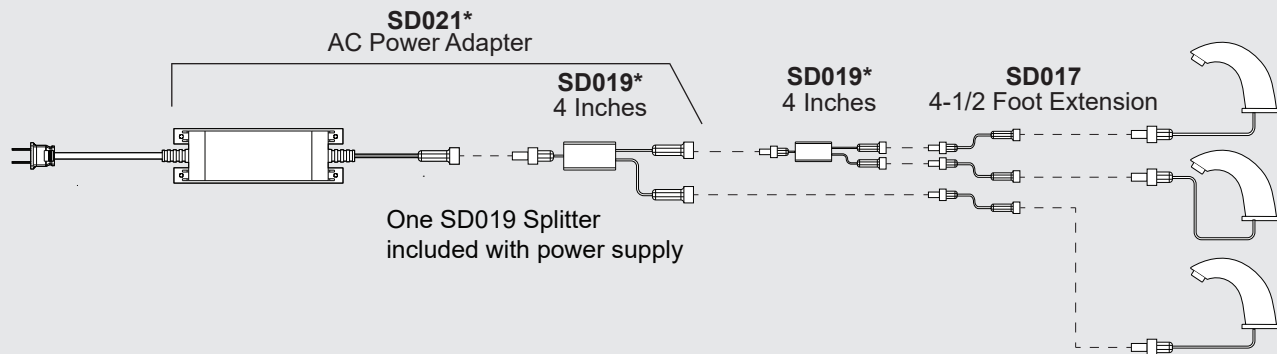
2 Devices - 1 Power Supply



*SD019 is required when powering a faucet from the SD021 power supply.

3 Devices - 1 Power Supply

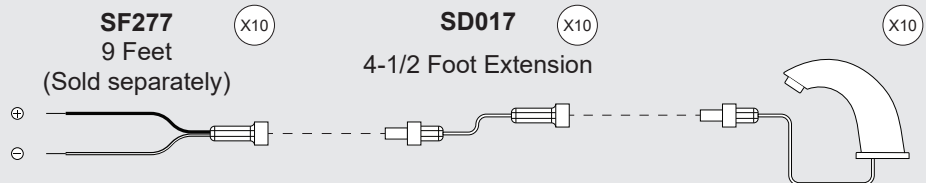
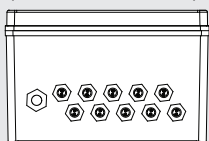
Maximum of 3 Devices per power supply



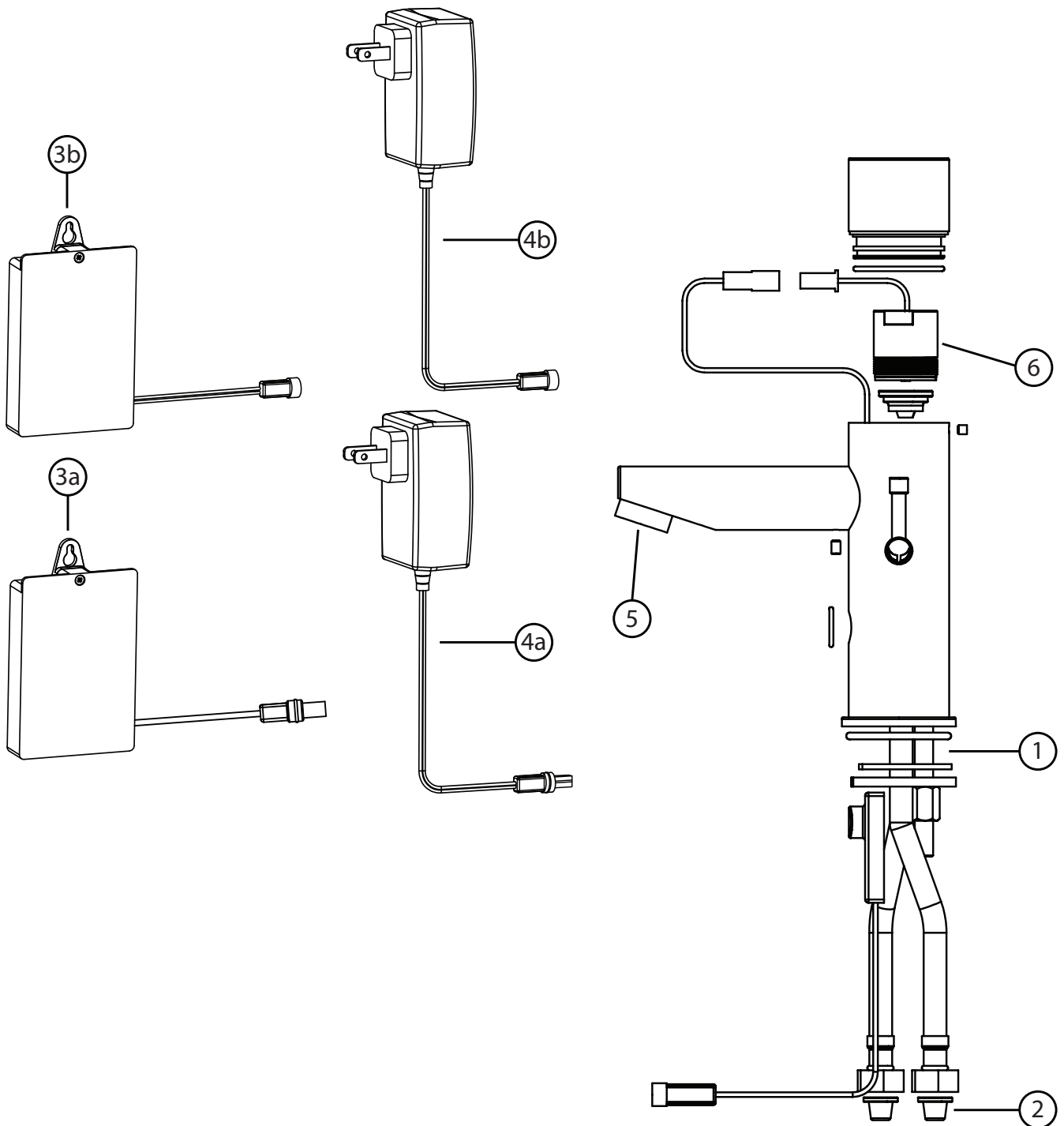
*SD019 is required when powering a faucet from the SD021 power supply.

10 Devices - 1 Power Supply

SF278
 120V Cable 4.5 feet long
 Hard wired 15 Amp circuit.
 (QTY:10) 12 Volt Outputs, 4.2A
 Any combination of devices
 10 devices maximum
 (SF277 not included)



Installation/Repair Parts

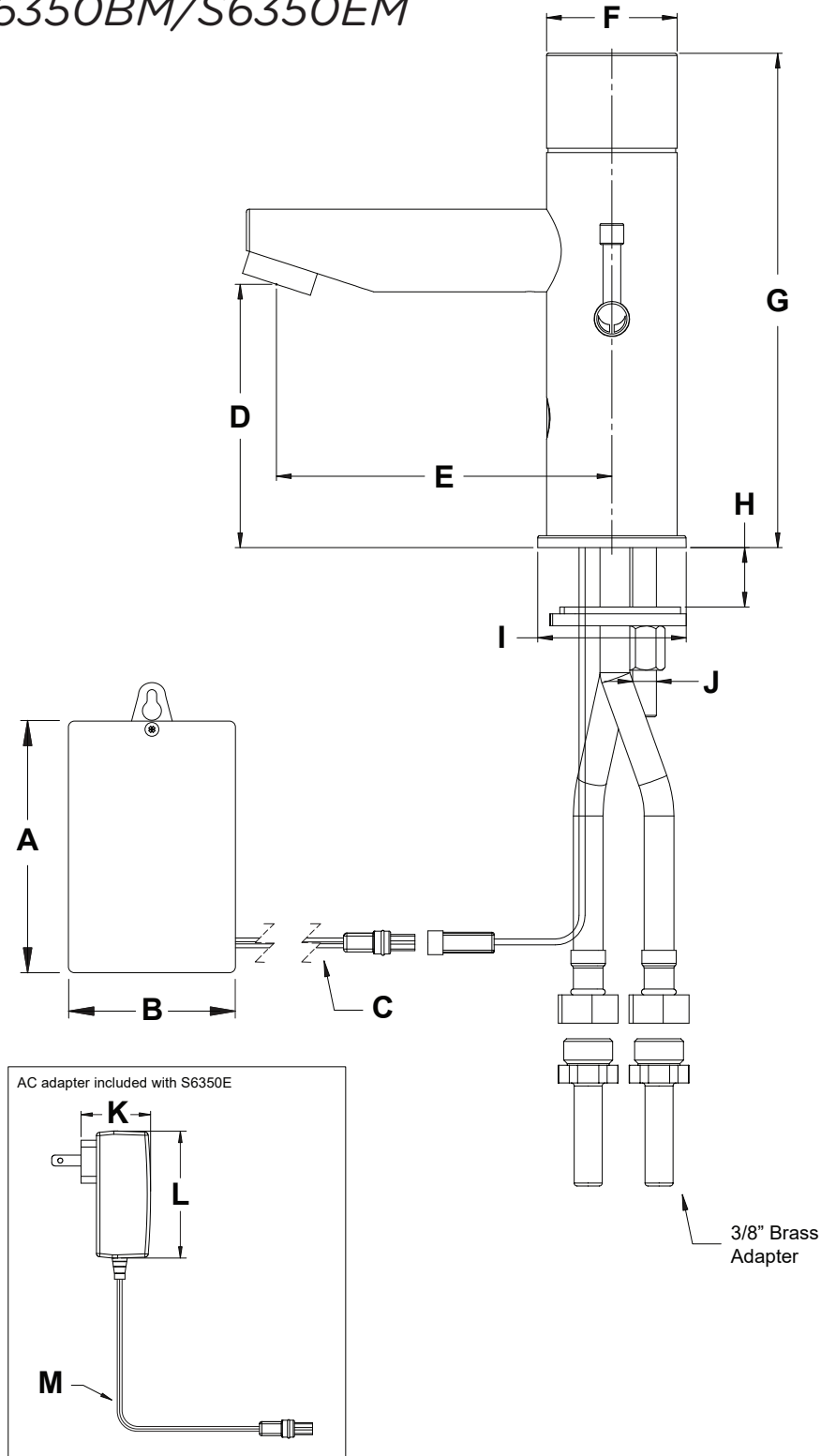


Note: Dimensions subject to change without notice.

| Replacement Parts | | |
|-------------------|--------------------------------------|----------|
| Item | Description | Part No. |
| 1 | Seals and screws kit | SF264 |
| 2 | Filter | SF273 |
| 3 | Battery box (batteries not included) | SF274 |
| 4 | 9V AC transformer | SF275 |

Dimensions

S6350BM/S6350EM



| Measurements | |
|--------------|--------------------|
| A | 5" , 127 mm |
| B | 3" , 76 mm |
| C | 18" , 457 mm |
| D | 3-1/2" , 89mm |
| E | 4-1/2" , 113mm |
| F | 1-3/4" , 44mm |
| G | 6-1/2" , 166mm |
| H | Max: 1-3/8" , 35mm |
| I | Ø2" , Ø50mm |
| J | Ø3/8" , Ø8mm |
| K | 1-5/8" , 41 mm |
| L | 2-7/8" , 74 mm |
| M | 15' , 4.5 m |

Note: Dimensions subject to change without notice.