






Location:

SYMMONS® DS Creations

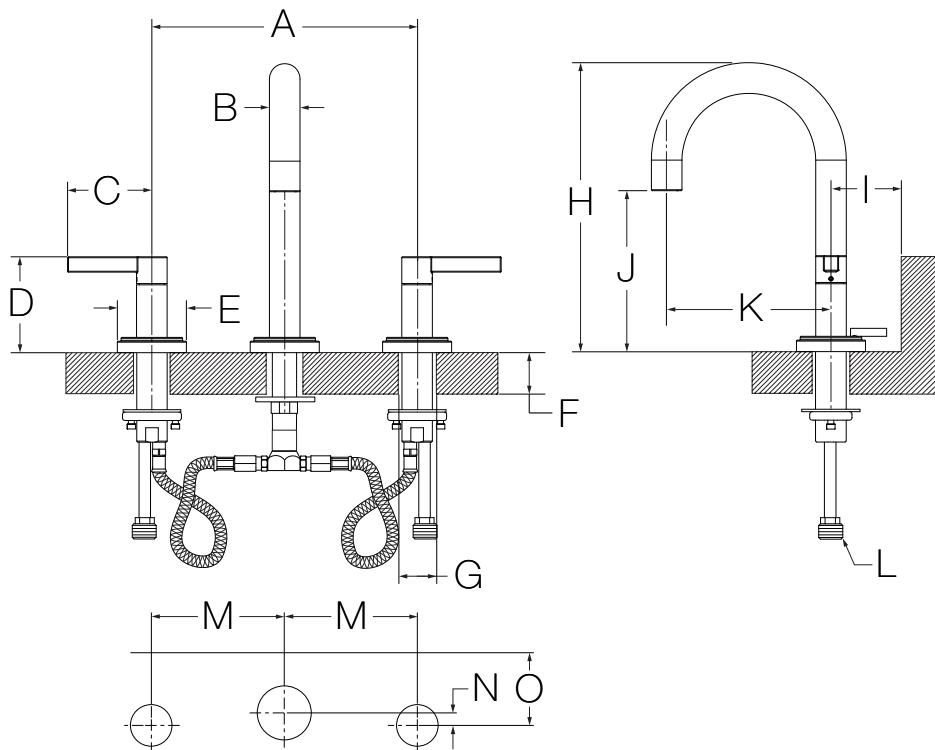
the smart choice™

SLW-0479-12 (CDSLW0479-12)
Two Handle Widespread Lavatory Faucet
Specification Submittal



Model Numbers	Specification
<input type="checkbox"/> SLW-0479-12 <i>Two Handle Widespread Lavatory Faucet</i>	<p>Two Handle Widespread Lavatory Faucet featuring 8"-16" mount shall include quarter turn ceramic cartridges, 1/2" IPS inlet connections, metal drain assembly and 2.2 gpm (8.3 L/min) aerator. Faucet shall be made from metal construction, plated in standard polished chrome finish.</p> 
Modifications <input type="checkbox"/> -1.0  1.0 gpm (3.8 L/min) flow restrictor Note: Append appropriate -suffix to model number.	
Warranty	
<p>Limited Lifetime - to the original end purchaser in consumer/residential installations. 5 Years - for industrial/commercial installations. Refer to www.symmons.com/warranty for complete warranty information.</p>	Compliance -ASME A112.18.1/CSA B125.1 -NSF/ANSI 61.9, NSF/ANSI 372 

Dimensions



Measurements	
A	8", 203 mm
B	Ø 1", 25 mm
C	(2x) 2-3/4", 70 mm
D	(2x) 3-1/8", 79 mm
E	(2x) Ø 2-1/4", 57 mm
F	Deck Thickness Ref. Min. 1", 25 mm Max. 2", 51 mm
G	Hole Size (3x) Max. Ø 1-1/2", 38 mm
H	9-7/16", 240 mm
I	2-7/8", 73 mm
J	5-1/4", 133 mm
K	5-3/8", 137 mm
L	(2x) 1/2"-14 NPSM
M	4", 102 mm
N	3/16", 5 mm
O	To Backsplash Min. 2-7/8" (73 mm)

Note: Dimensions subject to change without notice.