








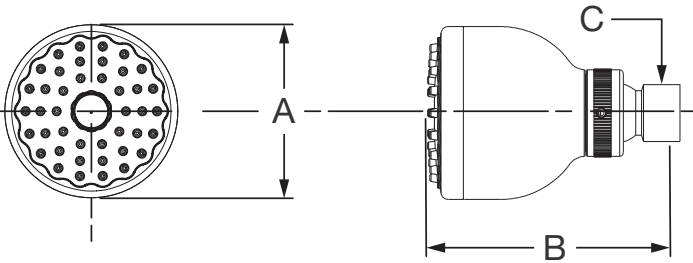
Location:

SYMMONS® Origins®

the smart choice™



96SH-RP
1 Mode Showerhead
Installation Guide

Model Numbers	Specification										
<input type="checkbox"/> 96SH-RP <i>1 Mode Showerhead</i>	<ul style="list-style-type: none"> • 1 mode showerhead • Female ball joint adapter • 2-3/4" diameter • Easy to clean rubber nozzles • 1.75 gpm (6.6 L/min) standard 										
Finish Options											
<input type="checkbox"/> -STN <i>Satin Nickel finish</i>	Warranty										
<p>Note: Append appropriate -suffix to model number.</p>	<p>Limited Lifetime - to the original end purchaser in consumer/residential installations. 5 Years - for industrial/commercial installations. Refer to www.symmons.com/warranty for complete warranty information.</p>										
Compliance											
<p>-ASME A112.18.1/CSA B125.1 -WaterSense 1.75 gpm (6.6 L/min)</p>  	Installation										
Dimensions	Tools Required for Installation										
<table border="1"> <thead> <tr> <th colspan="2">Measurements</th> </tr> </thead> <tbody> <tr> <td>A</td> <td>Ø 2-3/4", 70 mm</td> </tr> <tr> <td>B</td> <td>4", 102 mm</td> </tr> <tr> <td>C</td> <td>1/2"-14 NPT</td> </tr> </tbody> </table>	Measurements		A	Ø 2-3/4", 70 mm	B	4", 102 mm	C	1/2"-14 NPT	<table border="1"> <tbody> <tr> <td>Plumber Tape</td> <td></td> </tr> </tbody> </table>	Plumber Tape	
Measurements											
A	Ø 2-3/4", 70 mm										
B	4", 102 mm										
C	1/2"-14 NPT										
Plumber Tape											
 <p>Note: Dimensions subject to change without notice.</p>	<p>Apply plumber tape to shower arm before hand tightening showerhead.</p> 