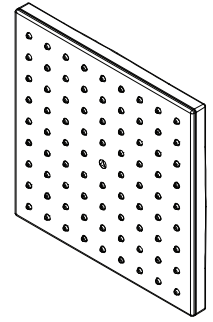





Location:



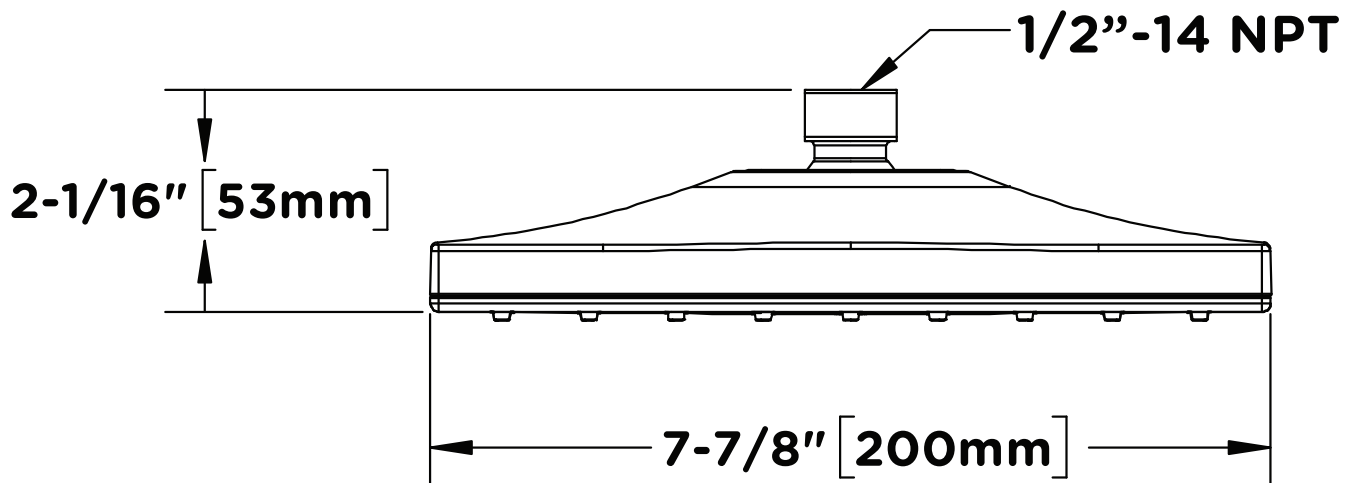
682SHSQ
8" Single Mode Square Showerhead
Specification Submittal

Model Numbers	Feature Highlights
<input type="checkbox"/> 682SHSQ 8" Single Mode Square Showerhead	<ul style="list-style-type: none">8" square showerhead.Single mode.Rubber nozzles.2.0 gpm (7.6 L/min) standard flow rate.Standard polished chrome finish.Includes metal ball joint.
Compliance	
-ASME A112.18.1/CSA B125.1 -WaterSense 2.0 gpm (7.6 L/min)  	
Options/Modifications	Warranty
<input type="checkbox"/> STN Satin nickel finish <input type="checkbox"/> MB Matte black finish <input type="checkbox"/> BBZ Brushed bronze finish <input type="checkbox"/> 15 1.5 gpm (5.7 L/min) flow restrictor	Limited Lifetime - to the original end purchaser in consumer/residential installations. 10 Years - for commercial/industrial installations. Refer to www.symmons.com/warranty for complete warranty information. 

Architectural/ Engineering Specification

Symmons _____ 8" single mode square showerhead. Includes 8" square showerhead, single mode, metal ball joint, rubber nozzles, 2.0 gpm (7.6 L/min) standard flow rate, and standard polish chrome finish. 10 Year Commercial Warranty. ASME A112.18.1/CSA B125.1 and WaterSense 2.0 gpm (7.6 L/min) compliant. Options include: "STN - Satin nickel finish", "MB - Matte black finish", "BBZ - Brushed bronze finish", and "15 - 1.5 gpm (5.7 L/min) flow restrictor".

Dimensions



⚠ WARNING: This product can expose you to chemicals including lead, which is known to the state of California to cause cancer, birth defects, or other reproductive harm. For more information, go to www.P65Warnings.ca.gov.