




SYMMONS® Duro®

Location:

361SH-6
1 Mode 6" Square Showerhead


Specification Submittal



Model Numbers

- ☐ **361SH-6**
1 Mode 6" Square Showerhead

Modifications

- ☐ **-1.5**  **1.5 gpm (5.7 L/min) flow restrictor**
- ☐ **-STN** **Satin Nickel finish**
- ☐ **-MB** **Matte Black finish**
- ☐ **-BBZ** **Brushed Bronze finish**

Note: Append appropriate -suffix to model number.

Specification

1 mode 6" square showerhead with easy to clean rubber nozzles includes standard 2.0 gpm (7.6 L/min) flow restrictor. Components made from metal and nonmetallic materials, plated in standard polished chrome finish.

Warranty

Limited Lifetime - to the original end purchaser in consumer/residential installations.

10 Years - for commercial/industrial installations. Refer to www.symmons.com/warranty for complete warranty information.

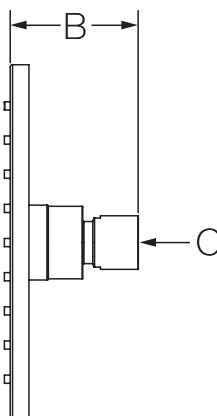



Compliance

-ASME A112.18.1/CSA B125.1



Dimensions



Measurements

A	Sq. 6", 152 mm
B	2-1/8", 54 mm
C	1/2-14 NPT

Note: Dimensions subject to change without notice.